



WARNING:
THIS PEDAL IS PROHIBITED TO BE USED
ON THE SPINNING AND EXERCISER BIKE

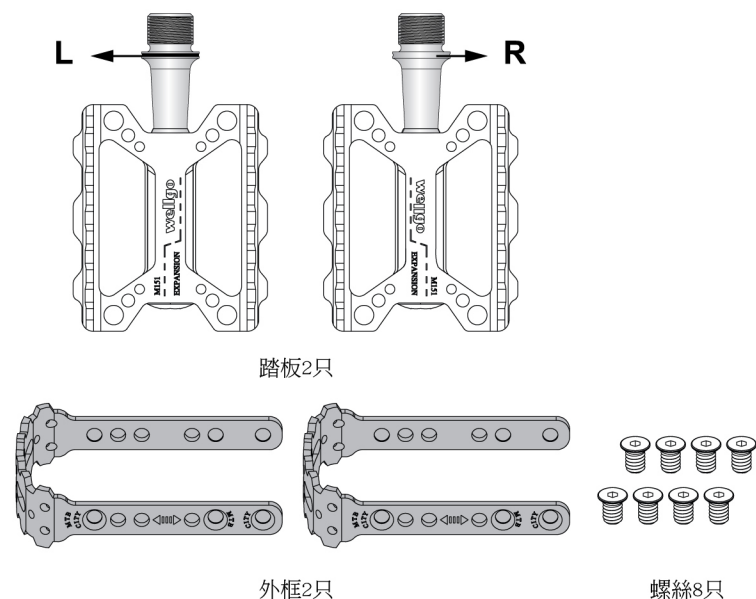
請在您使用前請詳細閱讀以下說明並遵從指示來預防意外和可能的傷害

安裝零件:
踏板: 2只 外框: 2只
螺絲: 8只

安裝所需工具:
2.5mm六角板手, 來安裝或更換踏板外框。
6mm六角板手來將踏板安裝於曲柄上

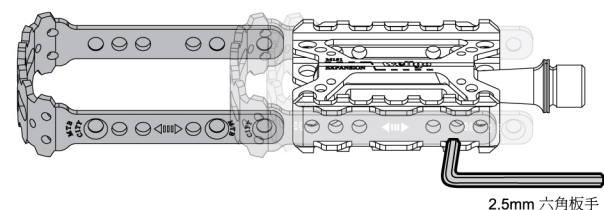
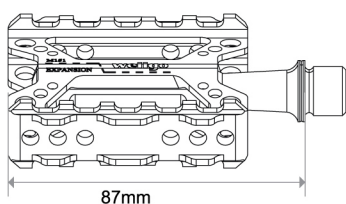
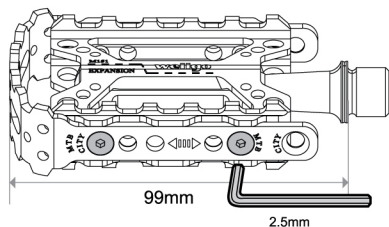
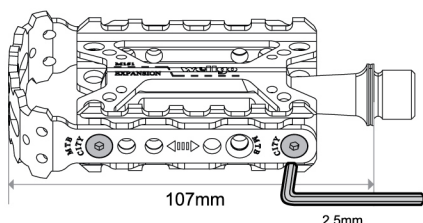
1

踏板


2

踏板外框安裝

使用2.5mm六角板手調整外框所需, 適用ROAD、MTB、CITY車種使用。

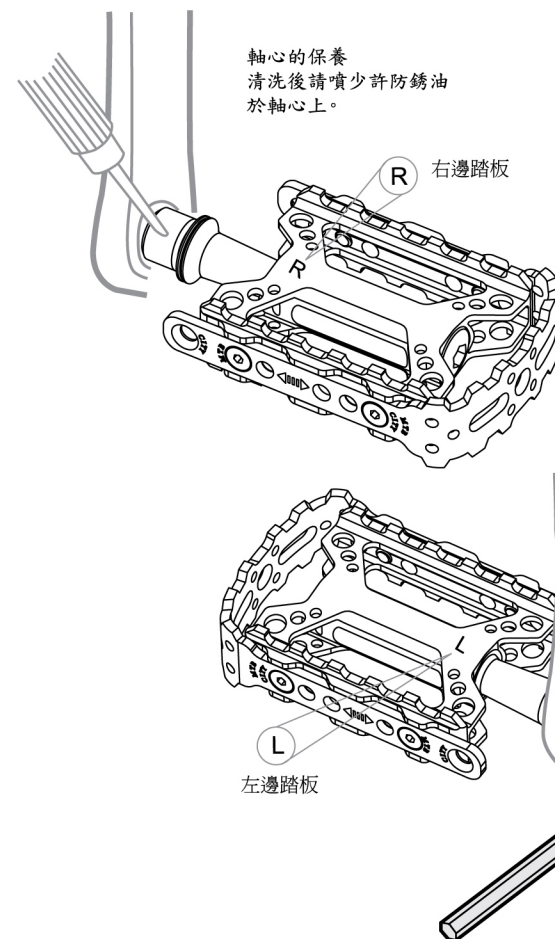


ROAD

MTB

CITY

3

踏板安裝

安裝踏板於曲柄上

使用6mm六角板手來將踏板安裝於曲柄上。
踏板上有標明“L”或“R”字樣來表示左邊和右邊。

註:
R邊踏板有著右牙紋(正向)
L邊踏板有著左牙紋(反向)



原廠保固期限: 自購買日起一年

只針對設計或製程上的不良提供保固

保固要求所需項目:

1. 要獲得保固服務, 您必須擁有原購買收據。
 2. 在退回的產品沒有收據的情況下, 保固日期的開始日將自動認定為產品生產日期。
- 如果踏板因人為因素, 或是在不當的使用情況而損壞, 原廠將不提供保固服務。

*產品規格與設計如果更改將不另行通知。

如您有任何問題, 請聯絡您最近授權代理商。
欲獲得更多訊息, 請至 www.wellgopedal.com



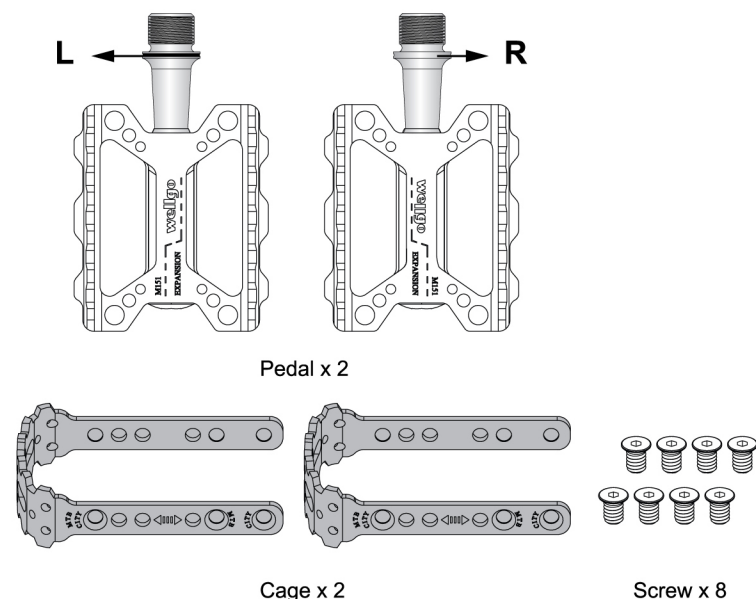
WARNING:
THIS PEDAL IS PROHIBITED TO BE USED
ON THE SPINNING AND EXERCISER BIKE

Please read the following instructions carefully before using. The instructions shall be followed to prevent accidents and possible injuries

Parts:
Pedal x 2 Cage x 2 Tools required for the installation:
Screw x 8 2.5mm Allen key to install or replace the cage
6mm Allen key to install the pedal on the crank arms

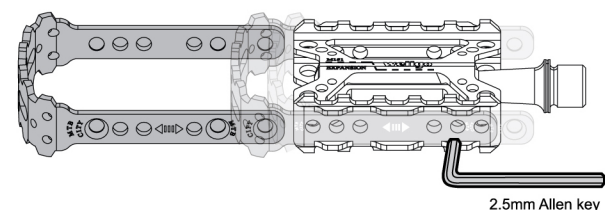
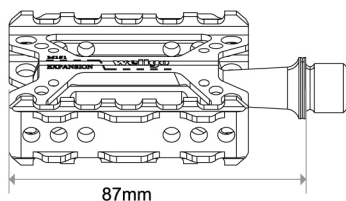
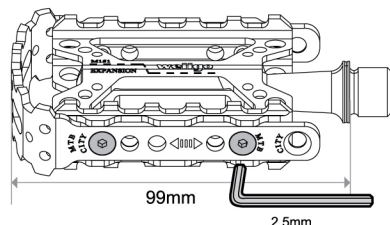
1

Pedals

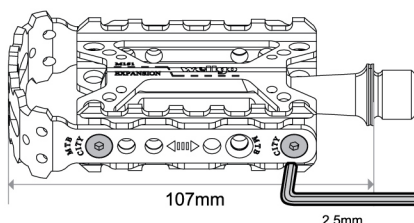

2

Installing the pedal cage

Use 2.5mm Allen key to adjust cage, which are suitable for ROAD, MTB and City bikes.


ROAD

MTB


MTB:
Put screw into
the hole for MTB



CITY


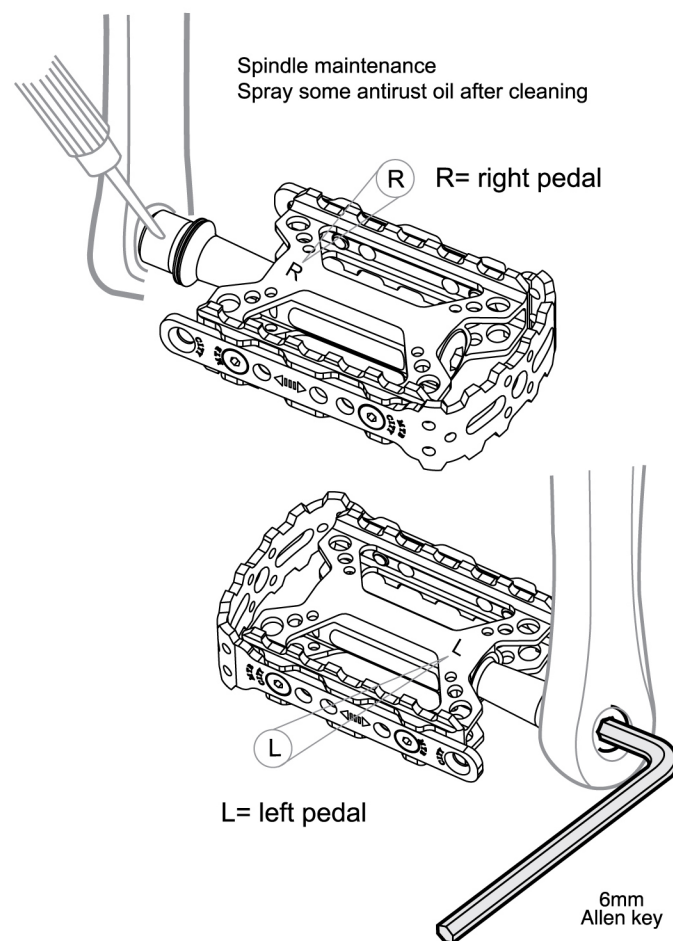
CITY:
Put screw into
the hole for CITY

3

Installing the pedals

Install the pedal on the crank arms
Use the 6mm Allen key to install the pedal on the crank arms.

Note:
The Right pedal has right-hand thread (forward )
The Left pedal has left-hand thread (backward )



Factory warranty: one year from date of purchase

Warranty is only valid for defective design or production

Warranty conditions:

1. Original receipt of purchase must be produced for warranty service.
2. Where the returned product has no receipt, the warranty date will automatically be assumed to be the date of production.

All warranties will be void if the pedals are damaged due to user crash, abuse, or body alterations, modification, or used in any way not intended as described in this user's guide.

* The specifications and design are subject to change without further notice.

If you have any questions, please contact your nearest authorised dealer.
For more information please go to www.wellgopedal.com